UNITED STATES
SECURITIES AND EXCHANGE COMMISSION
Washington, DC 20549

FORM 8-K/A
(Amendment No. 1)

CURRENT REPORT
Pursuant to Section 13 or 15(d) of the Securities Exchange Act of 1934

November 16, 2026
(Date of earliest event reported)

CHRONOSCALE HOLDINGS CORPORATION
(Exact name of registrant as specified in its charter)

Nevada	**001-37854**	**42-3357005**
(State or other jurisdiction of incorporation)	(Commission File Number)	(IRS Employer Identification No.)

2440 Sand Hill Road, Suite 400, Menlo Park, CA	**94025**
(Address of principal executive offices)	(Zip Code)

(650) 977-4969
(Registrant's telephone number, including area code)

(Former name or former address, if changed since last report)

Check the appropriate box below if the Form 8-K filing is intended to simultaneously satisfy the filing obligation of the registrant under any of the following provisions (*see* General Instruction A.2. below):

☐ Written communications pursuant to Rule 425 under the Securities Act (17 CFR 230.425)

☐ Soliciting material pursuant to Rule 14a-12 under the Exchange Act (17 CFR 240.14a-12)

☐ Pre-commencement communications pursuant to Rule 14d-2(b) under the Exchange Act (17 CFR 240.14d-2(b))

☐ Pre-commencement communications pursuant to Rule 13e-4(c) under the Exchange Act (17 CFR 240.13e-4(c))

Securities registered pursuant to Section 12(b) of the Act:

Title of each class	**Trading Symbol(s)**	**Name of each exchange on which registered**
Common Stock, par value $0.001 per share	CHRN	Nasdaq Capital Market

Indicate by check mark whether the registrant is an emerging growth company as defined in Rule 405 of the Securities Act of 1933 (§230.405 of this chapter) or Rule 12b-2 of the Securities Exchange Act of 1934 (§240.12b-2 of this chapter).

☐ Emerging growth company

If an emerging growth company, indicate by check mark if the registrant has elected not to use the extended transition period for complying with any new or revised financial accounting standards provided pursuant to Section 13(a) of the Exchange Act. ☐

EXPLANATORY NOTE

ChronoScale Holdings Corporation is filing this Amendment No. 1 to its Current Report on Form 8-K (this "Amendment"), originally filed with the Securities Exchange Commission (the "SEC") on November 18, 2026 (the "Original 8-K"), solely to supplement the disclosure included in the Original Form 8-K and file Exhibit 99.2. Except as set forth below, this Amendment does not amend or change any of the information previously disclosed in the Original 8-K. Interested parties should refer to the Original 8-K for Items 1.01, 2.03, 3.02, 5.03, 5.07, 8.01 and the exhibits filed pursuant to Item 9.01 thereof. Capitalized terms used herein have the respective meanings ascribed thereto in the Original 8-K unless otherwise defined herein.

Item 8.01 Other Matters.

In connection with the Common Stock Private Placement, the Company shared a presentation with prospective investors (the "Investor Presentation"). A copy of the Investor Presentation is attached as Exhibit 99.2 to this Current Report on Form 8-K and is incorporated herein by reference.

Item 9.01 Financial Statements and Exhibits

EXHIBIT INDEX

Exhibit No.	Description
99.2	Investor Presentation, dated November 18, 2026.
104	Cover Page Interactive Data File (embedded within the Inline XBRL document).

SIGNATURE

Pursuant to the requirements of Section 13 or 15 (d) of the Securities Exchange Act of 1934, the Registrant has duly caused this report to be signed on its behalf by the undersigned, thereunto duly authorized.

Dated: November 18, 2026

By: */s/ Jerome Wong*
Name: Jerome Wong
Title: Chief Financial Officer

Exhibit 99.2

ChronoScale

Investor Presentation

From Raw Compute to Business Outcomes



Rare Opportunity to Invest in a Premier Platform with Contracted Hyper-Growth, More in the Pipeline and a Proven Leadership Team

1. **Blue-chip multi-billion contracted revenue visibility with Microsoft, a leading frontier AI model company ("Customer"), and Baseten**
   ~$2.8bn in aggregate contract value across existing customer agreements, with ~$43.7bn[1] 6-year Customer take-or-pay through the partnership with STN ("Partnership")[2]
2. **Uniquely positioned and backed by Applied Digital's footprint and Cloud Partner program membership**
   ChronoScale deploys next-generation accelerated computing infrastructure leveraging leading technologies at scale
3. **Credit support strengthens ChronoScale's credit quality and positioning at the forefront of AI infrastructure**
   Deepens access to the AI ecosystem and next-generation compute technologies, supporting continued platform differentiation while the initial 65 MW credit support from an investment-grade technology company enhances credit quality and provides greater certainty around contracted cash flows[2]
4. **Scaled core business with meaningful cash flow generation independent of Customer**
   Excluding Customer, the core business generates ~$1B of ARR[2], with legacy H-series GPUs generating >$50M of site-level EBITDA
5. **High visibility into significant pipeline to multiply capacity**
   200 MW+ of 2027 capacity represents ~$3.8bn of annual revenue potential at market pricing of ~$5.8 - $8.0/GPU/hr, with further upside from near-term capacity and incremental APLD / international capacity underpins path to 2.5 GW+
6. **Proven leadership team has built and operated AI infrastructure at scale**
   Leadership has deployed and operated 250,000+ GPUs and trained the teams behind CoreWeave, xAI, Tesla, Lambda, Mistral, and Crusoe
7. **Flexible model with On-Demand and future Token Factory provide multiple avenues to monetize compute capacity**
   Complements large-scale, long-term contracts with On-Demand and future Token Factory offerings that monetize incremental and shorter-duration AI workloads

Source: ChronoScale Form 10-K and Form 8-K (27-Aug-2026); FactSet; market data as of 3-Aug-2026

Note: Partnership figures shown at 100%. See appendix for statements on GAAP and non-GAAP financial metrics. [1] Value assumes all orders and tranches thereunder have been delivered and accepted, and includes all options and extensions. No assurance can be given that all orders and tranches will be delivered and/or accepted, that the options and extensions will be exercised or that the full contract value will be realized. [2] At this time, the Credit Support applies only to Phase 1, and no decision has been made regarding credit enhancement for subsequent phases 2-4. The Company will assess various alternatives for the remaining capacity in due course, with terms currently under negotiation. [3] Annualized revenue run-rate (ARR) is an operating metric and a non-GAAP measure, calculated by multiplying revenue recognized under contracts in a quarterly period by four. The revenue recognized under these contracts is based on current assumptions and not a forecast of revenue for any specific reporting period; metric shown as of Oct-2026.

From a 9 MW Launch to Hyperscale Contracts in Over Four Years

ChronoScale at a Glance

6,144
H100s live today across three Tier 3 sites

~$47bn
Contracted Revenue Visibility

~96%
Owned by Applied Digital, with ~$36bn of contracted leases[1]

Key Milestones: From Build-Out to Hyperscale



Source: Company materials; ChronoScale Form 10-K and Form 8-K (27-Aug-2026)
Note: Partnership shown at 100%. Metrics as of Nov-2026. [1] According to Applied Digital public filings. [2] Value assumes all orders and tranches thereunder have been delivered and accepted, and includes all options and extensions. No assurance can be given that all orders and tranches will be delivered and/or accepted, that the options and extensions will be exercised or that the full contract value will be realized.

ChronoScale's Business Model is Well-Positioned, Insulated by Long-term Hyperscaler Contracts

Contracted Hyperscaler Base Provides Revenue Stability with Upside from Higher-Priced Capacity

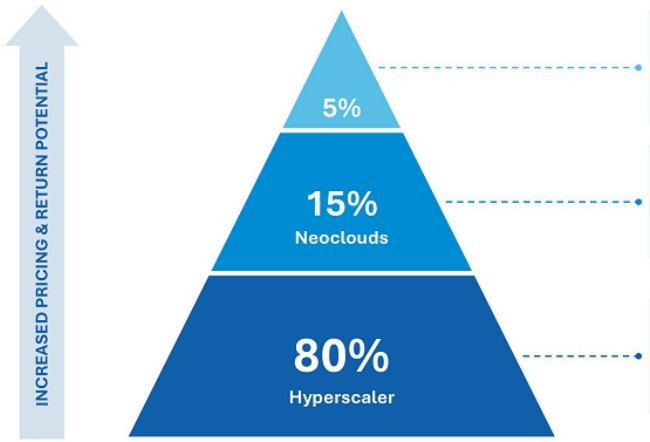

On-Demand

Short-duration capacity sold on demand at premium pricing; monetizes available inventory

AI Native Customers (Baseten / together.ai)

Contracts with AI-native operators at pricing above hyperscaler rates

Long-Term Hyperscaler Contracts (Customer / Microsoft)

Multi-year contracts with hyperscalers form the stable, insulated foundation of the business

Token Factory Establishes On-Demand Usage-Based Inference Fees

Token Factory adds a usage-based revenue stream on top of GPU services agreement, and the Nutanix partnership provides an enterprise distribution channel for on-demand inference

What is a Token Factory?

Customers
AI requests

Token Factory Gateway
Ingest, Route, Process, & Monitor

ChronoScale
GPU capacity

1. **Pre-Paid Inference Tokens**
   Offers pre-paid token capacity backed by leading open-source models
2. **Usage-Based, Per-Token Pricing**
   AI requests routed through a centralized gateway with consumption measured on a usage-based, per-token basis
3. **Burst and Experimental Workloads**
   Designed for flexible, on-demand AI tasks rather than static, predictable training or serving pipelines
4. **Works Alongside Foundry and GPUaaS**
   Foundry lets enterprises build, deploy and govern agentic AI with data kept inside their own boundary

Distribution Channels

Aug-2026

Strategic partnership announced with Nutanix, a hybrid cloud leader and AI innovator

3 Paths

Nutanix customers can access ChronoScale

Customer On-Premises
Agent Gateway
Private Inferencing

Unified Control Plane
Single view across on-prem and ChronoScale capacity

ChronoScale Capacity
GPU-as-a-Service
Token Factory
Foundry

Nutanix

- Aug-2026 partnership; burst GPU, pre-paid inference, Foundry on-site

Open-Source Model Platforms

- Pre-paid and per-token inference on leading open-source models

Hyperscalers

- On-demand capacity resold through other cloud platforms

Source: ChronoScale Form 10-K; ChronoScale / Nutanix partnership announcement (Aug-2026)

Contracted Capacity to Potentially Grow ~40x+ in Near-term, with Opportunity for Additional Pipeline Capacity

LIVE
~9 MW

Live today: 6,144 H100s



#	Site	Customer	MW
1	Colorado	Together AI	4.5
2	Minnesota	Together AI	1.5
3	Utah	Together AI	3.0
	Total Live today		**9.0**

CUSTOMER

together.ai

LIVE + CONTRACTED
~420 MW

Live + contracted capacity: ~40x+ today



#	Site	Customer	MW
4	Texas	Microsoft	49.5
5	Colorado	Baseten	4.0
6	Texas	Customer (Partnership)[1]	~350
7	California	Nutanix	
	Total Live + Contracted today		**~420**

Customer[2]

CUSTOMERS

baseten

Microsoft[2]

NUTANIX

FUTURE
~266 MW+

Incremental: ~50 MW near-term + 216 MW

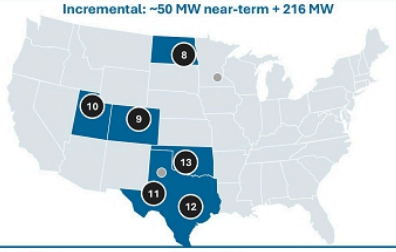

#	Site	Opportunity	MW
8	North Dakota	New build / lease-ready	40.0 + 5.0
9	Colorado	Expansion	3.0
10	Utah	Expansion	2.0
11	Texas	South-Central US Market	116
12	Oklahoma	South-Central US Market	100

CUSTOMERS

IN DISCUSSIONS WITH LEADING HYPERSCALERS AND AI LABS/MODEL PROVIDERS

Source: ChronoScale Form 10-K

Note: Represents utilizable critical IT MW. Together AI term is 12 months, renewing in 60-day increments. [2] The project level debt financing for the Microsoft and Partnership deployments has not yet been committed. The Company has engaged lead banks to structure it and expects to obtain commitments for the full debt amount before final GPU delivery. The Company currently expects debt sizing to be constrained by the lower of a 1.20x debt service coverage ratio or 80% loan-to-cost. Final terms, pricing, and availability are subject to market conditions and lender approval.

The Data Behind the Tailwinds: AI Demand Is Outrunning Supply

Agentic AI Is Raising Compute Intensity

Energy per AI query (Watt-hour)

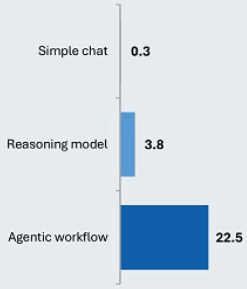

Agentic workflows use 50–100x the energy of a simple chat query, multiplying compute needed per task

Compute Access Is Now Strategically Critical

75–80%

share of the GPU market

4x–50x

GPU processing uplift vs. legacy CPU-based compute

Hardware availability now sets the pace of AI development, rewarding operators with secured GPU allocation

A Multi-$100bn Investment Cycle Is Underway

Hyperscaler AI capex ($bn)

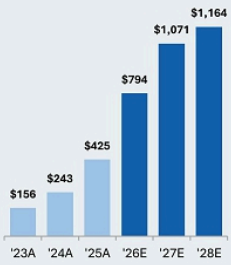

~$3tn of cumulative hyperscaler AI capex expected over 2026E–28E, sustaining multi-year GPU demand

AI Is Reshaping Digital Infrastructure

~3x

Expected growth in global data center capacity demand by 2030

~70%

Share of that 2030 demand driven by AI workloads

AI becomes the dominant data center workload, requiring purpose-built, high-density GPU capacity

Third-Party Operating Platforms Are Winning Share

ChronoScale capacity (MW)

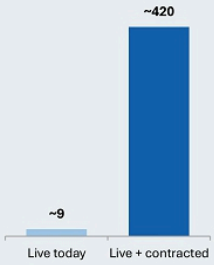

Hyperscalers and AI labs are outsourcing to specialists; ChronoScale contracted capacity is ~40x+ today

Source: Rystad Energy (energy per query); FactSet, market data as of 3-Aug-2026 (hyperscaler AI capex: Amazon, Microsoft, Alphabet, Meta, Oracle; 2028E for Alphabet, Amazon and Oracle extrapolated); McKinsey & Company (data center demand); ChronoScale Form 10-K
Note: NVIDIA GPU share and GPU vs. CPU uplift per market estimates. ChronoScale contracted capacity includes Partnership at 100%.

PIPEs Proceeds Fund Contracted, Revenue-Generating Capacity

$750mm PIPE Financing[1] Common stock and preferred stock

i Microsoft Deployment

Microsoft

49.5 MW

Silverton, TX program: GB300s

- Equity for GPUs and site fit-out at the purpose-built Silverton, TX campus
- Backed by a 3-year GPU services agreement with a AAA-rated hyperscaler

ii Partnership for Customer Deployment

~$43.7bn

Customer 6-year GPU services agreement across ~350 MW (100% basis)

- Equity commitment into the Customer-anchored campus
- Equity for GPUs and site fit-out at the Customer-anchored campus
- Owned land and secured power bypass the 5–7 year interconnection queue

iii General Corporate Purposes

ChronoScale

~266 MW

Incremental and Near-term pipeline

- Near-term capacity in Colorado, North Dakota, and Utah
- Working capital, fees, and expenses

Source: ChronoScale Form 8-K (27-Aug-2026)
Note: Allocation to be finalized and subject to management discretion (see PIPEs Sources and Uses). Partnership figures shown at 100%. [1] Inclusive of $97.0 million convertible note issued to Applied Digital Corporation concurrently with the PIPEs.

Customer | Flagship Campus in West Texas

Vertically integrated power, land, and Elemental Data Center, purpose-built for rapid AI deployment

Marquee Anchor Customer

A leading frontier AI model company



Rendering of the West Texas AI campus (illustrative)

~350 MW	230k+	~$43.7bn[1]	40 acres
Initial Sustained IT Load	GPUs	6-Year Contract Value	Initial Brownfield Site

Note: Partnership figures shown at 100%. The site is currently under construction and the statistics above represent the contract terms. Initial Brownfield Site of 40 acres only covers the initial 65 MW. [1] Value assumes all orders and tranches thereunder have been delivered and accepted, and includes all options and extensions. No assurance can be given that all orders and tranches will be delivered and/or accepted, that the options and extensions will be exercised or that the full contract value will be realized. .

Customer | ChronoScale Turns a Powered Shell into Contracted Compute Revenue

Already operational and contracted to scale: ~350 MW for Customer under a 6-year GPU Services Agreement worth ~$43.7bn[1]

SUPPLY — SITE AND POWER

Partner brings

Development partner

- **Owned land, no queue**
  40-acre permitted brownfield site in Texas, avoiding the 5–7 year interconnection queue
- **Secured generation**
  65 MW on-grid; expected to be supplied by 8 gas turbines[1] equaling 336 MW of capacity
- **Modular deployment**
  Factory-integrated units compressing time to first token to ~3 months
- **Silicon allocation**
  preferred partner status across GPUs
- **The anchor contract**
  Signed ~$43.7bn[1] 6-year GPU services agreement and the customer relationship

OPERATIONS — THE PLATFORM

ChronoScale brings

Operator, counterparty of record and public vehicle

- **Proven at this exact workload**
  6,144 H100s[2] run at 100% utilization for a demanding AI customer — not a pilot, a production fleet
- **Already chosen by a hyperscaler**
  Microsoft selected ChronoScale for 49.5 MW of GB300 on contracted terms with delivery penalties
- **Operators who have done it before**
  Leadership with experience deploying and running over 250,000 GPUs[2] across prior platforms
- **The only listed party**
  Public currency and capital markets access to fund the venture commitment at speed
- **Revenue above the metal**
  Token Factory and Foundry convert GPU hours into higher-margin managed inference and enterprise AI
- **Infrastructure optionality**
  Applied Digital sponsorship spanning 1,410 MW of contracted campus capacity for future phases

DEMAND — THE REQUIREMENT

Customer needs

Anchor counterparty

- **Capacity at scale and room to grow**
  ~350 MW of sustained IT load and 230,000+ GPUs across three phases[2]
- **Phased delivery has already started**
  65 MW, then 192 MW, then 99 MW — each on a fixed schedule through March 2027
- **Frontier silicon**
  Access to current-generation accelerators
- **Speed to compute**
  Deployment measured in months, not the 18–24+ months conventional builds require
- **Customer clusters already operational**
  ~1K GPU clusters already live and serving Customer today, ahead of the phased ramp to ~350 MW

Source: ChronoScale Form 10-K
Note: [1] Purchase orders are in place for all eight units. [2] Figures are as of Oct-2026. [1] Value assumes all orders and tranches thereunder have been delivered and accepted, and includes all options and extensions. No assurance can be given that all orders and tranches will be delivered and/or accepted, that the options and extensions will be exercised or that the full contract value will be realized.

Customer | ~$43.7bn[1] GPU Services Agreement Across ~350 MW and Three Phases

Customer 6-Year Contracted Revenue (~$43.7bn)

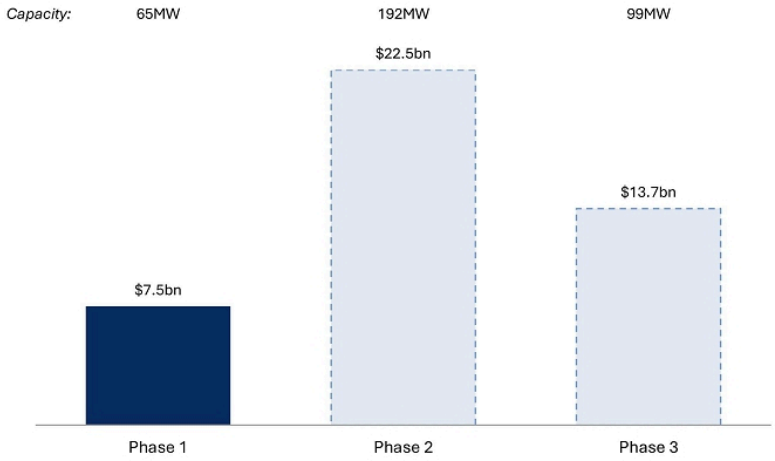

Contract Term

6-year term (72 months per tranche)

Take-or-Pay compute capacity

Compute Capacity

255 MW initial commitment

~350 MW sustained IT load

GPU Deployment

230k+ GPUs

Source: Landman Site Model (03-Nov-2026)

Note: Partnership figures shown at 100%. [1] Value assumes all orders and tranches thereunder have been delivered and accepted and includes all options and extensions. No assurance can be given that all orders and tranches will be delivered and/or accepted, that the options and extensions will be exercised or that the full contract value will be realized.

Customer | Contracted Capacity Delivers ~95% EBITDA Margins and Long-Term Revenue Visibility

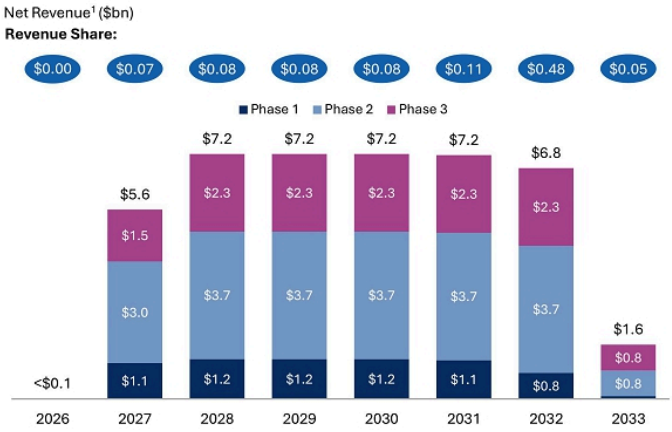

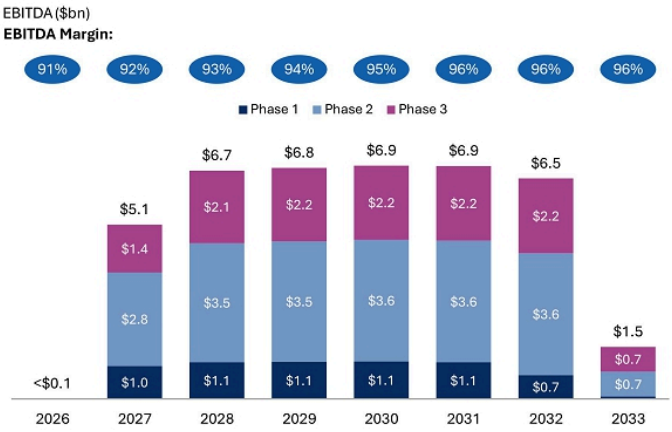

90%+ EBITDA Margins at Scale, with the First 65 MW Backed by Credit Support from an investment-grade technology company[1]

Source: Landman Site Model (03-Nov-2026)

Note: Partnership figures shown at 100%; calendar years over each tranche's 72-month term (2026 = Dec stub). See appendix for statements on GAAP and non-GAAP financial metrics.[1] At this time, the Credit Support applies only to Phase 1, and no decision has been made regarding credit enhancement for subsequent phases 2-4. The Company will assess various alternatives for the remaining capacity in due course, with terms currently under negotiation.

Customer | Leading OEM Partnership Supports Deployment of ~233,000 GPUs Across Three Phases

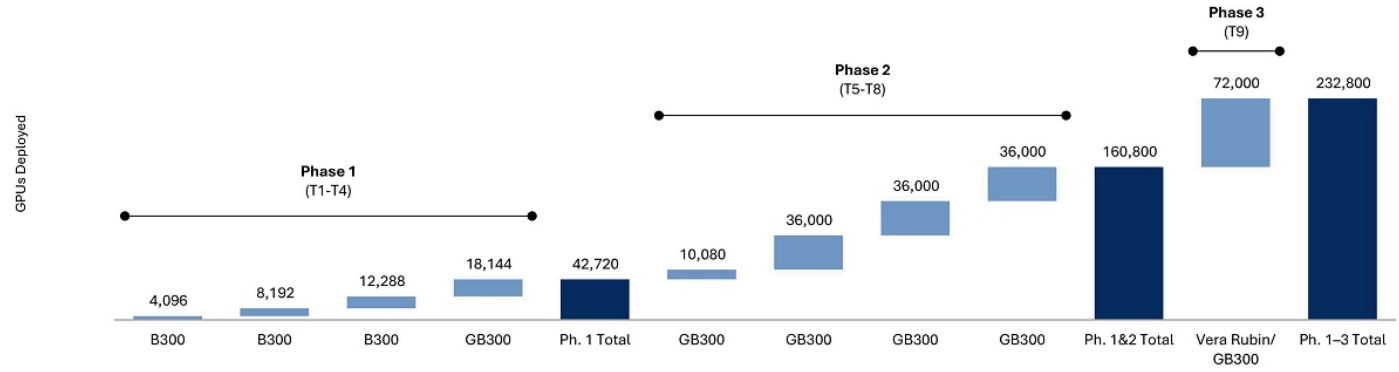

MW per Deployment	5.5	11.1	16.6	29.5		16.4	58.5	58.5	58.5		**Future Expansion Opportunity**

Source: Landman Site Model (03-Nov-2026)

Customer | Ability to Skip the 5-7 Year Interconnection Queue

~350 MW Contracted in Three Phases



Phase	Power
1	~65MW[1] online grid connection
2	~192MW off-grid gas turbine
3	~99MW off-grid gas turbine

Site Control
Owned land

Secured Power
Gigawatt-scale

Permits
Fully permitted

Units on Order
Factory production

Construction
Fixed-cost EPC Agreement[3]

Vertically Integrated Compute
Underway

Note: [1] The local utility electric is Oncor; Phase 1 (~65 MW) is served by an on-grid utility connection under a 73-month supply agreement via a utility switchyard and 2x 37.5 MVA transformers. [3] The fixed-cost EPC Agreement is with Collier Electrical Service, Inc. and Collier Associates, Inc.

The Team That Built the AI Cloud: 250,000+ GPUs Deployed[1]

ChronoScale Executive Team



Cenly Chen
Chief Executive Officer
20+ yrs in AI infrastructure; ex-Supermicro & AT&T; ran a $440M business



Jerome Wong
Chief Financial Officer
20+ yrs of public-company finance leadership; deep capital markets expertise



Lawrence Lam
Chief Product Officer
20+ yrs of product leadership; $200M+ in AI infrastructure deployments



Thomas Jorgensen
SVP Marketing & IR
30+ yrs in tech; led GTM for Supermicro's AI Factories; co-founded Napatech (IPO)

First-Mover Scale
Stood up some of the industry's first large-scale GPU clusters

Trained the Market
Trained the teams now operating today's leading AI clouds

Built for Delivery
De-risks acceptance and delivery SLAs for Microsoft, Baseten, and beyond

Our Leadership Has Trained The Teams Running Today's Largest AI Cloud Operators

CoreWeave · xAI · Lambda · Mistral AI · Crusoe

Note: [1] Represents GPUs deployed as of Oct-2026.

Three Powerful Tailwinds Are Driving Unprecedented Demand for Third-Party AI Compute

I

Agentic AI Is Raising Compute Intensity

Always-on AI workloads are expected to **drive sustained growth in infrastructure utilization** beyond initial GenAI adoption



+50 MW Planned for Commercial Operations in 2027[1]

II

A Multi-$100bn Investment Cycle Is Underway

Training and inference workloads require **massive parallel processing** and **increasingly large compute** equipment clusters



~$3tn estimated hyperscaler capex 2026E–2028E

III

Third-Party Operating Platforms Are Winning Share

Specialized operators provide procurement expertise, supply-chain access, commercialization capability, and fleet management



9 MW operated today[2]

Source: Public research

Note: Trends and metrics represent industry totals and are not specific to ChronoScale Holdings Corporation. [1] Target completion dates are subject to certain assumptions and factors, many of which are outside ChronoScale's control, and as such, may be subject to change. [2] Represents ChronoScale's operational MW.

Agentic AI Is Driving a Step-Change in Compute Demand

Self-Reinforcing Dynamic by Design





Agentic AI is a persistent, autonomous layer that runs continuously in the background of business processes, chains together many model calls per task, and will become embedded across substantially every industry vertical over time

Agentic AI Operates a Continuous Training Loop



Data feeds the model; the model's errors drive parameter adjustments; the cycle repeats billions of times

Exponential Token Demand Growth Is Increasing Importance of GPU Supply

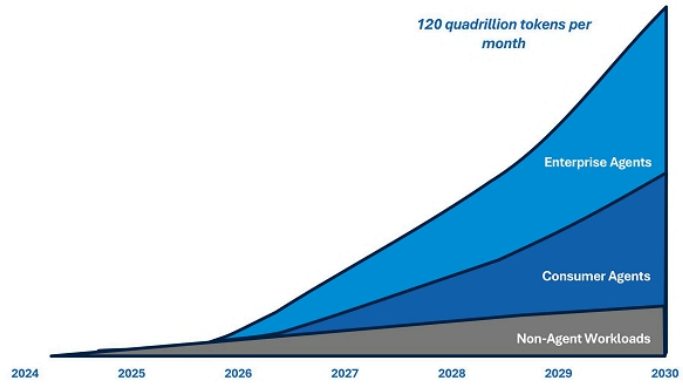

Jevons Paradox in action: Power needed to train ever-more capable frontier models, a proliferation of specialized models, and support for accelerating AI adoption is outpacing gains in GPU efficiency

Source: Goldman Sachs Investment Research

Note: Energy estimates are approximate and vary by model architecture, hardware configuration, and workload complexity. [1]Per Rystad Energy, a simple chat query uses 0.3 watt-hour, a reasoning model costs 5 to 20x more which averages 3.8 watt hour and workflow can use 50 to 100 times more which averages 22.5 watt-hour.

II ~$3tn of Hyperscaler AI Capex Through 2028E Fuels Relentless GPU Demand

Why GPUs are Essential to Compute

1. Modern AI workloads, both training and inference require massively parallel processing architectures, with GPUs serving as the core compute engine
2. Large-scale model training involves thousands of GPUs operating concurrently at full utilization across distributed clusters
3. GPU clusters have become the standard infrastructure layer powering hyperscaler and AI-native platforms

$400B+ cumulative hyperscaler AI infrastructure investment through 2025, up 68% YoY

Step Function Increase in Compute Perf. Unlocks New Workloads

1. GPU-driven architectures deliver a 4x–50x improvement in processing capability vs. legacy CPU-based compute
2. Critical for high-intensity workloads including: Large Language Models (LLMs) and generative AI, Real-time inference and decisioning, Simulation, analytics, and high-performance computing (HPC)

Result: Expands the addressable compute frontier across enterprise and AI applications

Hyperscaler AI CapEx Inflection Drives Robust GPU Demand ($bn)

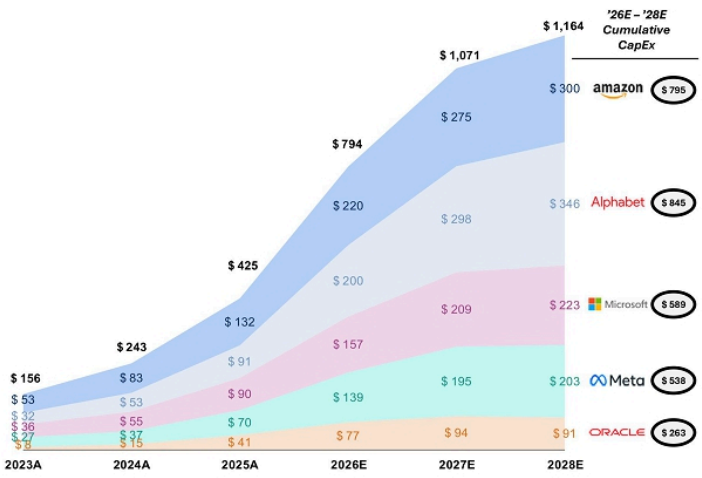

Source: FactSet; market data as of 03-Aug-2026
Note: 2028E estimates for Alphabet, Amazon and Oracle, extrapolated due to limited research analyst estimates.

III Hyperscalers Are Turning to Specialized Operators Like ChronoScale to Scale Faster

Shift Towards Leased DC Assets

Share of Critical IT Load[1]

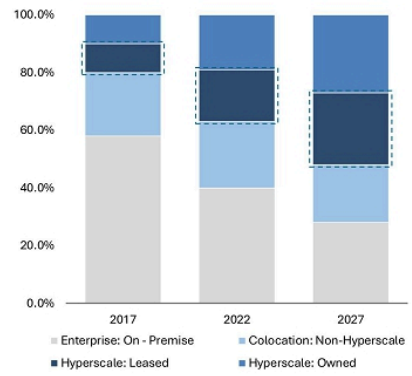

***Hyperscale expected to be the majority of capacity** in the next few years; displacing the traditional enterprise model*

Key Benefits of Neoclouds as GPU / DC Managers

- ✓ **Portfolio "base of the cake":** large, sticky investment-grade offtakes targeting teens-or-better IRRs with greater revenue visibility and downside protection
- ✓ **Higher-return smaller deployments:** a smaller share of the business, including Baseten and on-demand deployments, with potential for higher IRRs
- ✓ **Speed and upside:** smaller / flexible deployments are faster to identify capacity for and deploy, providing additional upside and flexibility
- ✓ **Optimized capital deployment:** portfolio mix lets ChronoScale balance IG contracted revenue and downside protection with higher-return opportunities
- ✓ **Proven execution at scale:** GPU-native operator with proven ability to deploy and manage training-scale clusters efficiently
- ✓ **Higher asset yield:** ability to maximize utilization across hyperscaler and third-party workloads and monetize GPUs post-refresh
- ✓ **Commercial agility:** commercial mindset and operational agility, focused on margin expansion beyond fixed infrastructure returns

***Leased capacity allows hyperscalers to keep pace with the rapid evolution of demand;** enabling agility that isn't compatible with a 100% owned model anymore*

Source: BCG Global Data Center Model, Expert Interviews, MLPerf, NVIDIA, Product Datasheets, Green Street, Synergy Research Group, CBRE
Note: [1] For illustrative purposes, data approximated; Reflects growth in market revenue per available foot (M-RevPAF).

PIPEs Sources and Uses: $750m Primary Issuance Funds Contracted AI Compute

SOURCES	$mm	% of Total
Convertible Preferred Equity	~$500mm	~67%
Common Equity PIPE[1]	~$250mm	~33%
Total Sources	**~$750mm**	**100.0%**

USES	$mm	% of Total
ChronoScale's equity contribution to Partnership, including Customer deployment and equity to fund GPUs and site fit-out at the Customer-anchored campus	~$350–400mm	~47–53%
Equity to fund Microsoft GPU contract	~$200mm	~27%
General Corporate Purposes + Transaction Fees	~$150–200mm	~20–27%
Total Uses	**~$750mm**	**100.0%**

COMPUTE CAPACITY

- Funds 12,600 GPUs / 24.3 MW of IT load for delivery on February 28, 2027 for tranche 1
- 13,104 GPUs / 25.2 MW of IT load for delivery on March 31, 2027 for tranche 2

SITE DEVELOPMENT

- Completes 49.5 MW of fit-out at Silverton, including liquid-cooling and electrical infrastructure

BALANCE SHEET

- Extends runway and supports of vendor prepayments ahead of contracted revenue

Source: ChronoScale Holdings Corporation Current Report on Form 8-K/A as of May-2026
Note: Allocation subject to management discretion. Remaining capex required expected to be funded with debt and/or preferred equity. [1] Inclusive of $97.0 million convertible note issued to Applied Digital Corporation concurrently with the PIPEs.

Appendix

Non-GAAP Financial Definitions

"EBITDA" is defined as earnings before interest expense, interest income, and depreciation and amortization.

Use of Projections and Non-GAAP Financial Measures

This presentation contains certain projected financial information with respect to the Company's future results. Such projected financial information was not prepared with a view to public disclosure or compliance with the guidelines established by the Public Company Accounting Oversight Board, published guidance or rules of the SEC or U.S. generally accepted accounting principles ("GAAP").Such projected financial information constitutes forward-looking information, is presented for illustrative purposes only and should not be relied upon as being indicative of future results. The projected financial information is based on estimates and assumptions that the management of the Company believed to be reasonable at the time they were made and are inherently subject to significant uncertainties and contingencies, many of which are beyond the Company's control, that could cause actual results to differ materially from the projected financial information. In particular, the value of terms of actual contracts, interest rates and financial results and measures may vary, and the figures included in this presentation are presented for illustrative purposes only and should not be considered to be an indication of the actual contract terms or values, or the Company's financial position or results of operations for any historical or future periods. The projected financial information also does not reflect future changes in general business or economic conditions, or any other transaction or event that may occur and that was not anticipated at the time this information was prepared and is subject to risks, uncertainties, and other factors, including those described in the section titled "Risk Factors" in our 10-K. The inclusion of such information in this presentation should not be regarded as a representation by any person that the results reflected in such projections will be achieved. Neither the Company's independent auditors, nor any other independent accountants, have compiled, examined, or performed any procedures with respect to the prospective financial information contained herein, nor have they expressed any opinion or any other form of assurance on such information or its achievability, and assume no responsibility for, and disclaim any association with, the prospective financial information.

This presentation includes certain financial measures not presented in accordance with GAAP, including EBITDA and EBITDA margin. Such non-GAAP measures are used by management in making operating decisions, allocating financial resources, and for internal planning and forecasting and business strategy purposes. The non-GAAP measures included in this presentation have certain limitations, and should not be construed as alternatives to financial measures determined in accordance with GAAP. The non-GAAP measures as defined by us may not be comparable to similar non-GAAP measures presented by other companies. The Company's presentation of such measures, which may include adjustments to exclude unusual or non-recurring items, should not be construed as an inference that the Company's future results will be unaffected by other unusual or non-recurring items. Please refer to the documents filed and furnished by the Company with the SEC for more information with respect to the Company's use of non-GAAP financial measures, including reconciliations thereof.

Legal Disclaimer

Disclaimer & Forward-Looking Statements

This presentation and the information contained herein (together, the "Presentation") have been prepared by the management of ChronoScale Holdings Corporation, its subsidiaries and its affiliates ("we," "us," "our," "ChronoScale" or the "Company") and Goldman Sachs & Co. LLC ("Goldman") solely for informational purposes intended to facilitate discussions with potential investors regarding the potential offering of securities of the Company exempt from the registration requirements of the Securities Act of 1933, as amended (the "Securities Act") pursuant to the exemption for transactions by an issuer not involving any public offering under Section 4(a)(2) of the Securities Act and Rule 506 of Regulation D of the Securities Act and are being made exclusively to investors who are "Accredited Investors" as defined under Rule 501(a) of Regulation D promulgated under the Securities Act. This Presentation is strictly confidential and is provided to you on the condition that you agree to hold it in strict confidence and not photocopy, disseminate, reproduce, disclose, divulge, forward or distribute it directly or indirectly in whole or in part, by any medium or in any form to any other person or entity without the prior written consent of the Company and Goldman, except to the recipient's officers, directors, employees and agents for use in connection with such evaluation, as required by applicable law or regulation, as requested by regulatory authorities, or with the consent of the Company and Goldman; provided, however, that the foregoing restrictions shall not apply to information that is or becomes generally available to the public (other than as a result of a disclosure in violation of such foregoing restrictions) or that is or becomes available to the recipient on a non-confidential basis from a source other than the Company and Goldman that, to the recipient's knowledge (after reasonable inquiry), is not prohibited from disclosing the information to the recipient. This Presentation is intended for the recipient hereof and is for informational purposes only. By accepting this Presentation, each recipient expressly agrees to treat this Presentation and the information contained herein or accompanying it in a confidential manner and in accordance with its compliance policies, contractual obligations and applicable law, including federal and state securities laws. Upon request, the recipient must promptly return all materials received from the Company and Goldman (including this Presentation) without retaining any copies thereof. Each recipient further agrees that the foregoing obligations shall apply to all other written or oral communications transmitted to the recipient by or on behalf of the Company and Goldman. You shall ensure that any person to whom you disclose any of this information complies with this paragraph.

The information contained herein does not constitute or form a part of, and should not be construed as, any offer for sale or subscription of, or any invitation to offer, buy or subscribe for, any securities, nor shall there be any offer, solicitation or sale in any jurisdiction in which such offer, solicitation or sale would be unlawful. This document is not a prospectus. No offering of securities shall be made except pursuant to an exemption from the registration requirements of the Securities Act. This Presentation is strictly confidential and is being furnished solely in reliance on applicable exemptions from the registration requirements under the Securities Act. The offered securities have not and will not be registered under the Securities Act or any state securities laws, and may not be offered or sold within the United States, or to or for the account or benefit of U.S. persons, unless an exemption from the registration requirements of the Securities Act is available. Accordingly, if any offer or sale of such securities is made within the United States, or to or for the account or benefit of U.S. persons, it will only be made to "Accredited Investors." Any purchaser of such securities in the United States, or any purchaser for the account of U.S. persons, will be deemed to have made certain representations and acknowledgments, including, without limitation, that the purchaser is an "Accredited Investor."

The information and opinions contained in this Presentation (including forward-looking statements) are made as of the date identified on the cover page of this Presentation unless otherwise stated herein. They are subject to change without notice and neither the Company, Goldman nor any other person is under any obligation to update or keep current the information contained in this document and neither the Company, Goldman nor any other person intends to update or otherwise revise such information or opinions (including any forward-looking statements) to reflect the occurrence of future events or developments even if any of the assumptions, judgments and estimates on which the information contained herein is based prove to be incorrect, made in error or become outdated. The information contained in this Presentation is not investment or financial product advice and is not intended to be used as the basis for making an investment decision. Neither the Company, Goldman nor any of its affiliates make any representation or warranty, express or implied as to, and no reliance should be placed on, the fairness, accuracy, completeness or correctness of any of the information or opinions contained in this Presentation. This Presentation has been prepared without taking into account the investment objectives, financial situation or particular needs of any particular person. This Presentation does not purport to be all inclusive or contain all of the information that a prospective investor would need to make an investment decision regarding the securities. Any decision to invest should be made solely on the basis of definitive transaction documentation and each person's own independent investigation and analysis, including consultation with its own legal, tax, accounting, financial and other advisors. Before you invest, you should carefully read the risk factors under the heading "Risk Factors" included in our most recent Annual Report on Form 10-K, as may be revised or supplemented by our subsequent Quarterly Reports on Form 10-Q or Current Reports on Form 8-K, each of which is on file with the Securities and Exchange Commission (the "SEC") and is incorporated herein by reference, and which may be amended, supplemented or superseded from time to time by other reports we file with the SEC in the future. Additional risk factors may be included in a prospectus supplement relating to a particular offering of securities.

Any trademarks included herein are the property of the owners thereof and are used for reference purposes only. Such use should not be construed as an endorsement of the platform and business of the Company.

This Presentation contains forward-looking statements that reflect the Company's current expectations and projections with respect to, among other things, its financial condition, results of operations, plans, objectives, future performance and business. When used in this Presentation, the words "could," "believe," "anticipate," "intend," "estimate," "expect," "project" and similar expressions are intended to identify forward-looking statements, although not all forward-looking statements contain such identifying words.

Forward-looking statements include all statements that are not historical facts. Forward-looking statements are based on information available at the time those statements are made and/or management's good faith beliefs and assumptions as of that time with respect to future events. Such forward-looking statements are subject to various risks and uncertainties. Accordingly, there are or will be important factors that could cause actual outcomes or results to differ materially from those indicated in these statements.

These statements are based on our management's beliefs and assumptions, which are based on currently available information. Our actual results, and the assumptions on which we relied, could prove materially different from our expectations. You are cautioned not to place undue reliance on forward-looking statements. Except as otherwise may be required by law, we undertake no obligation to update or revise forward-looking statements to reflect changed assumptions, the occurrence of unanticipated events or actual operating results. There are a number of important factors that could cause the actual results to differ materially from those expressed in any forward-looking statement made by us. These factors include, but are not limited to: our ability to raise additional capital or borrow funds in a timely manner, on acceptable terms, or at all; our ability to comply with our obligations under the Microsoft Agreement in a timely manner, or at all; conditions in the debt and equity capital markets, including the availability and costs of financing to fund our current operations and the growth and expansion of our business; customer concentration (including an inability to renew existing customer agreements) and the impact that the loss of, or a material reduction in business from, any significant customer could have on our business, financial condition and results of operations; limitations on our ability to attract and retain key personnel, including our executive officers and members of the Board of Directors of the Company; changes in operational and capital plans; higher than expected costs and expenses; unexpected future capital expenditures; economic and competitive conditions; the success of our risk management activities, including any failure by the Company to implement and maintain effective internal controls; litigation, including the potential litigation concerning the Business Combination; our ability to realize the expected benefits of focusing our operations on our Cloud Business; cash flow and access to capital; and uncertainties related to market conditions.

There is no assurance that any forward-looking statements will materialize. You are cautioned not to place undue reliance on forward-looking statements, which reflect expectations only as of this date. We do not undertake any obligation to publicly update or review any forward-looking statement, whether as a result of new information, future developments or otherwise.

Use of Projections and Non-GAAP Financial Measures

In addition, this presentation contains certain projected financial information with respect to the Company's future results. Such projected financial information was not prepared with a view to public disclosure or compliance with the guidelines established by the Public Company Accounting Oversight Board, published guidance or rules of the SEC or U.S. generally accepted accounting principles ("GAAP").Such projected financial information constitutes forward-looking information, is presented for illustrative purposes only and should not be relied upon as being indicative of future results. The projected financial information is based on estimates and assumptions that the management of the Company believed to be reasonable at the time they were made and are inherently subject to significant uncertainties and contingencies, many of which are beyond the Company's control, that could cause actual results to differ materially from the projected financial information. In particular, the value of terms of actual contracts, interest rates and financial results and measures may vary, and the figures included in this presentation are presented for illustrative purposes only and should not be considered to be an indication of the actual contract terms or values, or the Company's financial position or results of operations for any historical or future periods. The projected financial information also does not reflect future changes in general business or economic conditions, or any other transaction or event that may occur and that was not anticipated at the time this information was prepared and is subject to risks, uncertainties, and other factors, including those described in the section titled "Risk Factors" in our 10-K. The inclusion of such information in this presentation should not be regarded as a representation by any person that the results reflected in such projections will be achieved. Neither the Company's independent auditors, nor any other independent accountants, have compiled, examined, or performed any procedures with respect to the prospective financial information contained herein, nor have they expressed any opinion or any other form of assurance on such information or its achievability, and assume no responsibility for, and disclaim any association with, the prospective financial information.

This presentation includes certain financial measures not presented in accordance with GAAP, including EBITDA and EBITDA margin. Such non-GAAP measures are used by management in making operating decisions, allocating financial resources, and for internal planning and forecasting and business strategy purposes. The non-GAAP measures included in this presentation have certain limitations, and should not be construed as alternatives to financial measures determined in accordance with GAAP. The non-GAAP measures as defined by us may not be comparable to similar non-GAAP measures presented by other companies. The Company's presentation of such measures, which may include adjustments to exclude unusual or non-recurring items, should not be construed as an inference that the Company's future results will be unaffected by other unusual or non-recurring items. Please refer to the documents filed and furnished by the Company with the SEC for more information with respect to the Company's use of non-GAAP financial measures, including reconciliations thereof.

Market and Industry Data

This Presentation includes information concerning economic conditions, the Company's industry, the Company's markets and the Company's competitive position that is based on a variety of sources, including information from independent industry analysts and publications, as well as our own estimates and research. Our estimates are derived from publicly available information released by third party sources, as well as data from our internal research, and are based on such data and the Company's knowledge of its industry, which the Company believes to be reasonable. Any independent industry publications used in this Presentation were not prepared on the Company's behalf. This information involves many assumptions and limitations, and you are cautioned not to give undue weight to these estimates. The Company has not independently verified the accuracy or completeness of the data contained in these industry publications and other publicly available information. Accordingly, we make no representations as to the accuracy or completeness of that data nor do we undertake to update such data after the date of this Presentation. An investment in the Company entails a high degree of risk and no assurance can be given that the Company's objective will be achieved or that investors will receive a return on their investment. Recipients of this Presentation should make their own investigations and evaluations of any information referenced herein.

Past performance by Applied Digital is not indicative of future performance of an investment in us. An investment in us is not an investment in Applied Digital.